

South East Europe Transnational Cooperation Programme

Jointly for our common future



Content

- **Themes are to be addressed:**
 - New approaches of territorial co-operation
 - State of the art (of the new programs)
 - Added value created by the Cadeses program
- **Structure:**
 - Geographical scope
 - External funding
 - Institutional structure
 - Transnational project development
 - Results so far....

The SEE Programme

- **Launched March 2008 for 2007-2013 programming period**
- **Similar to other transnational programmes but with considerable differences**
- **16 countries, 8 Member States; 8 non Member States**
- **4 Priorities (for projects)**
- **3 funding streams with differing requirements**

ERDF/IPA/ENPI

Jointly for our common future



	Interreg IIC CADSES 1	Interreg IIIB CADSES 2	South East
	1997-1999	2000-2006	2007-2013
Geography	4/14 (18)	4/14, 9/9	8/8 (16)
Content	Networks	ESDP	Strategic
Management	Network of the national structures	Bi-center	Centralized Core Managem. with strong network
Budget ERDF	20.4 MECU	128 MEUR	205 MEUR

The Programme Area



EU Member States:

Austria, Bulgaria, Greece, Hungary, Italy, Slovakia, Slovenia, Romania

Non-EU-member States:

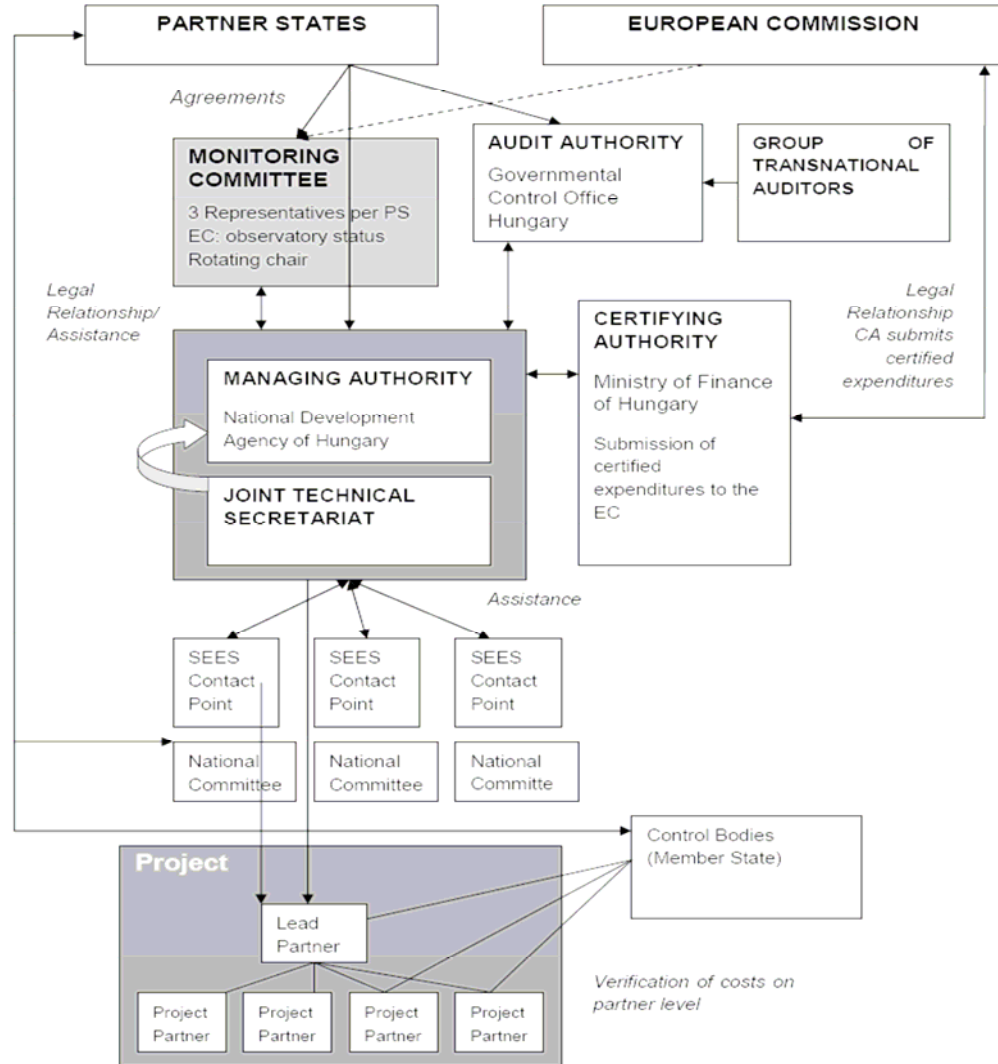
Albania, Bosnia-Herzegovina, Croatia, former Yugoslav Republic of Macedonia, Serbia, Montenegro, Republic of Moldova, Ukraine

(Italy and Ukraine do not participate with their whole territory)

- **Cadses I** – Phare Hun
- **Cadses II** – Phare Hun + NP Cadses
- **SEES**
 - Focus on IPA
 - Integrated funding mechanism
 - External funding manager
 - Rules for Procedure (ext.funding coordination)

- **Cadses I** – networking, virtual secretariate
- **Cadses II**
 - joint structures (MA, PA – JTS)
 - Lead Partner Principle
- **SEES**
 - Single joint management structure
 - Strong network of the SCPs
 - Enhanced co-ordination of control systems
 - Single management and information system
 - Results of audits to be built into the system
 - use of Cadses best practices and consider problems encountered (staff, meetings, homepage...etc)

The programme structure...



- **Priority I – Innovation > new approach...**
- **“Concrete and tangible results”**
 - networking is not anymore eligible as single objective (1st call)
 - Enhanced involvement of the political level and the stakeholders...
 - New ways of project generation, project development and project selection
 - 1 and 2 step approach
 - Targeted calls
 - “Top-down” versus “bottom-up” calls
 - Enhanced communication both at program and project level
 - Co/ordination with other donors-programs
 - Other MSs (*20% rule)
 - Other transnational programs
 - CBC programs
 - IPA instruments
 - Other donors (WB, EIB, EBRD, etc)

The first call and early indications

2 step approach

Huge level of interest

More than 1000 registrations

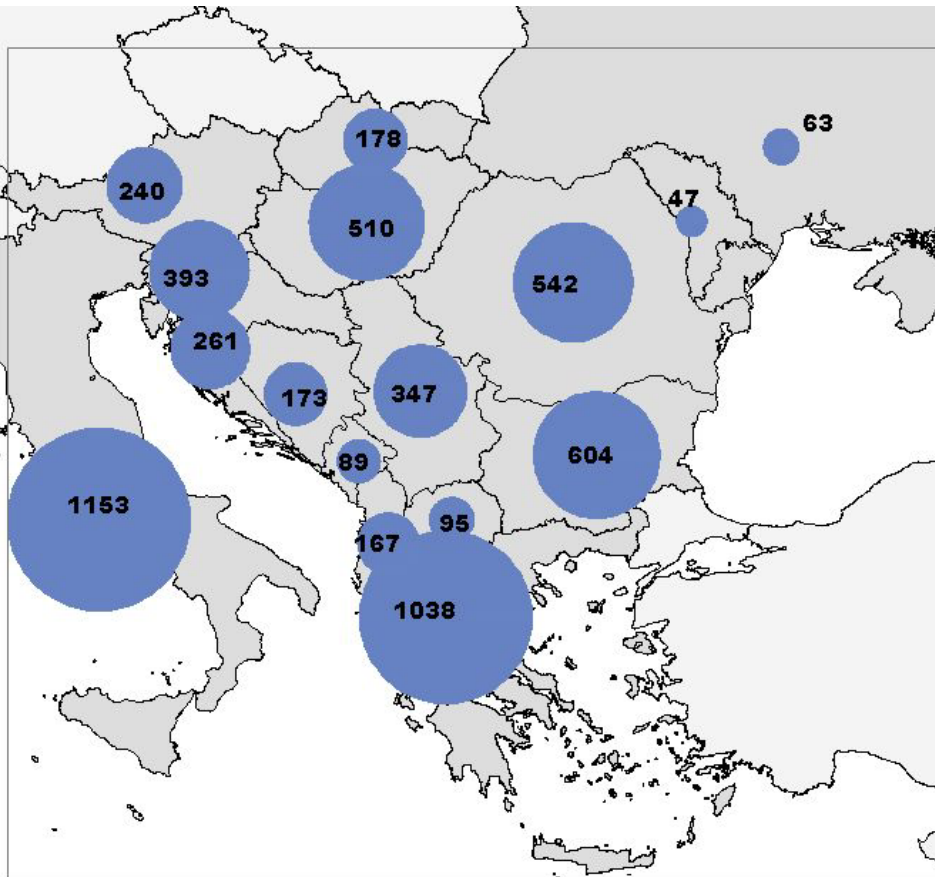
More than 800 project proposals

Approx. 700 eligible proposals

95 pre-selected

**30-35 project proposal are to be
financed**

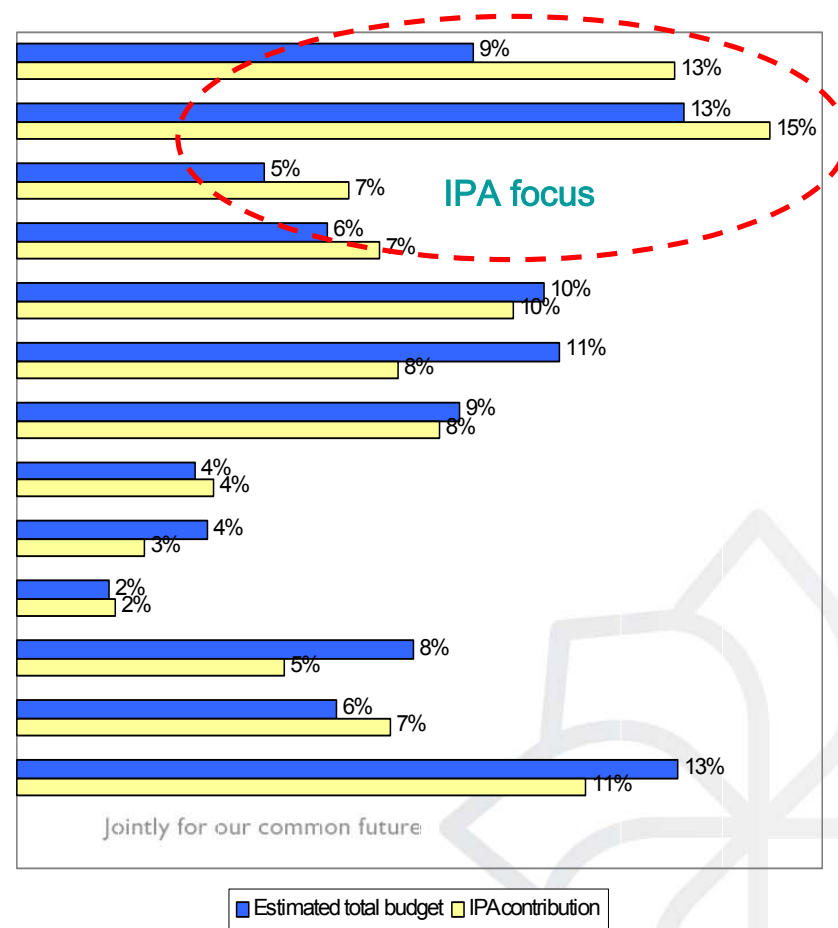
NUMBER OF PROJECT APPLICANT PER COUNTRY



Country	Frequency Project Partners	Freq. %
AT	240	4,1%
BG	604	10,2%
GR	1.038	17,6%
HU	510	8,6%
IT	1.153	19,5%
RO	542	9,2%
SK	178	3,0%
SLO	393	6,7%
AL	167	2,8%
BiH	173	2,9%
HR	261	4,4%
MK	95	1,6%
MD	47	0,8%
MN	89	1,5%
SR	347	5,9%
UA	63	1,1%
Total	5.900	100,0%

FINANCIAL DATA: Distribution of total budgets and IPA funds per Eol

Aol	Estimated total budget	ERDF contribution	IPA contribution
1,1	110.819.135	85.578.781	12.501.057
1,2	161.920.901	124.982.643	14.326.535
1,3	60.191.384	46.280.776	6.302.745
2,1	75.464.316	58.417.994	6.888.065
2,2	128.035.380	101.063.106	9.432.213
2,3	131.633.252	104.056.437	7.249.677
2,4	107.382.431	84.286.967	8.054.786
3,1	43.419.939	33.029.854	3.729.410
3,2	46.373.000	37.511.050	2.424.884
3,3	22.436.000	17.251.200	1.861.400
4,1	96.220.542	76.912.933	5.077.057
4,2	77.772.995	60.650.020	7.096.726
4,3	160.270.507	127.820.717	10.813.941
Total	1.221.939.783	957.842.479	95.758.496



The South East Europe Transnational Cooperation Programme

www.southeast-europe.net

Jointly for our common future

